

**Roben**

*Ceramic roof tiles  
and accessories*

ROOF TILES



**New**



**Technical data\***

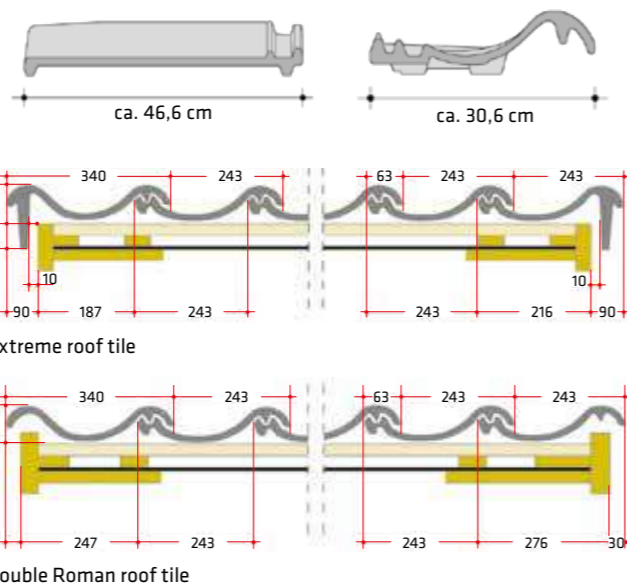
Weight (1 item) .....	ca. 3.90 kg
Total length .....	ca. 46.6 cm
Total width .....	ca. 30.6 cm
Length of cover .....	ca. 35.7-39.8 cm
Average width of cover .....	ca. 24.3 cm
<b>Minimum design value/m<sup>2</sup></b> .....	<b>ca. 10.3 items</b>
Quantity/m <sup>2</sup> .....	ca. 10.3-11.5 items
Minimum roof inclination angle .....	up to 22°
Quantity/EURO pallet .....	240 items
Weight per sqm .....	ca. 40.2-44.9 kg
Weight of full pallet .....	ca. 966 kg
Frost resistance .....	yes

\* technical parameters may be slightly changed

**Properties**

- aesthetic and solid appearance
- larger format
- allows the use of different fixing brackets
- displacement tolerance of up to 41 mm
- deeper and higher locks

Elegant, traditional effect of wavy lines



**Roof battens 30x50 mm**

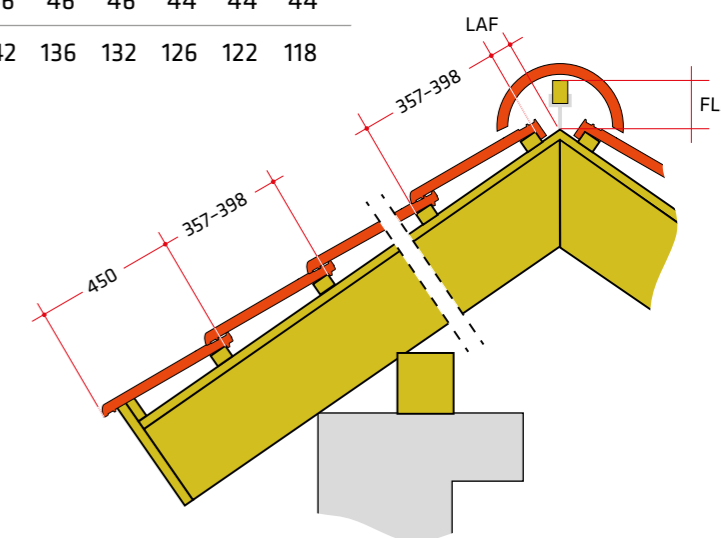
MILANO	LAF/FLA (mm)											
Roof inclination angle	10°	14°	18°	22°	25°	30°	35°	40°	45°	50°	55°	60°
<b>GAŠIOR</b>												
LAF	58	58	56	56	56	56	54	54	54	54	54	54
FLA	164	158	152	146	142	136	130	124	116	110	104	98

**Roof battens 40x60 mm**

MILANO	LAF/FLA (mm)											
Roof inclination angle	10°	14°	18°	22°	25°	30°	35°	40°	45°	50°	55°	60°
<b>GAŠIOR</b>												
LAF	56	54	52	52	50	48	46	46	46	44	44	44
FLA	174	168	162	158	152	148	142	136	132	126	122	118

**Cross-section of the roof cover.**

Proper assembly depends, inter alia, on the shape of the roof and location of the house, which is why it may be different from the solutions presented here. The best option is to consult a qualified roofer. Please read the guidelines for proper roof ventilation. Details can be found in the information sheets at [www.en.roben.pl](http://www.en.roben.pl).




Available colours of roof tiles



MILANO / Copper - engobe


New



MILANO / Natural red - engobe



MILANO / Anthracite - engobe





Right edge tile



Left edge tile



Ventilating tile



Tile for mounting panels

New



Double roll tile



Basic ridge tile with a clamp - 2.9 pcs./l.m.



Large, semi-circular initial ridge tile



Ceramic antenna tile



Crest ridge tile end - initial



Crest ridge tile end - final



Venting flue



Ridge tile - crest connector - universal tee model 1



Ridge tile - crest connector - universal tee model 2



Ridge tile - crest connector - cross-piece



Chimney sweep bench 40 cm, set\*



Chimney sweep bench 80 cm, set



Ventilation flue with a  $\varnothing$  150 mm connection pipe



Chimney sweep step, set\*



Snow catcher\*



Anti-snow fence 200 cm, set (copper, brown, chestnut)\*



Skylight tile



Roofing tile clamp 4x6



Crest beam clamp



Eaves comb (1 l.m.)



Chimney sweep tape/chimney tape w. 300 mm (1 l.m.)

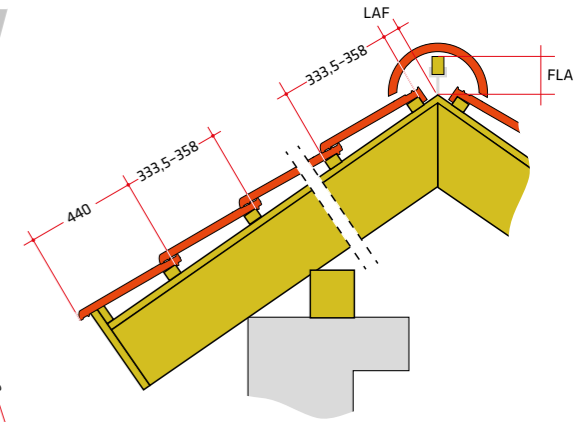


Ridge tile tape/crest tape w. 300 mm (1 l.m.)

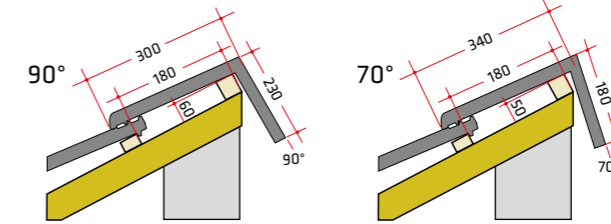
\*Accessories available on request



BERGAMO	LAF/FLA (mm)							
Roof inclination angle	25°	30°	35°	40°	45°	50°	55°	60°
<b>RIDGE TILE</b>								
LAF	35	30	28	28	28	30	36	38
FLA	83	75	69	63	55	46	36	31



Flat time



### Cross-section of the roof cover.

Proper assembly depends, inter alia, on the shape of the roof and location of the house, which is why it may be different from the solutions presented here. The best option is to consult a qualified roofer. Please read the guidelines for proper roof ventilation. Details can be found in the information sheets at [www.en.roben.pl](http://www.en.roben.pl).

## Available colours of roof tiles

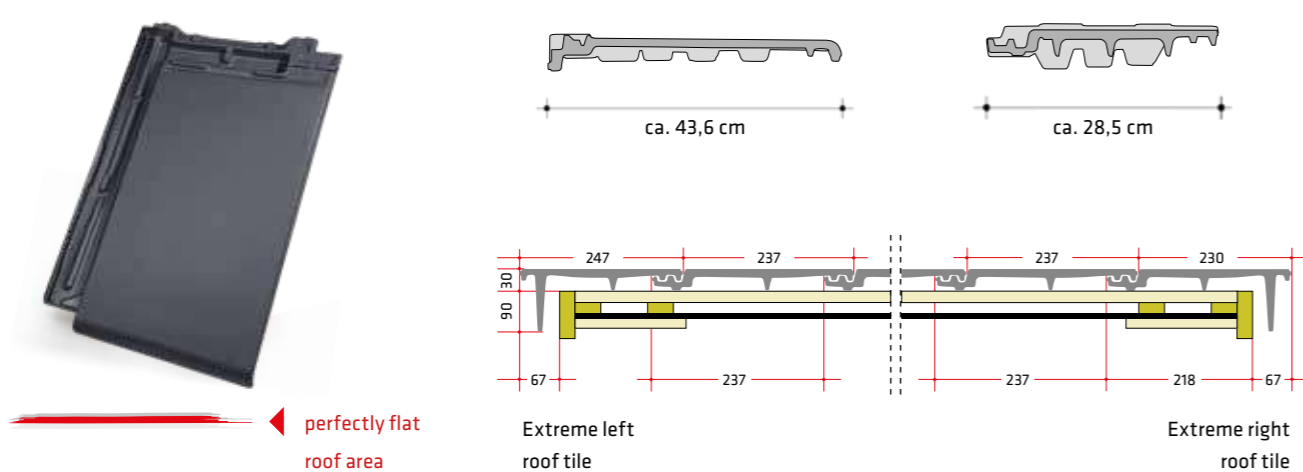
### Technical data\*

- Weight (1 item) ..... ca. 3.95 kg
- Total length ..... ca. 43.6 cm
- Total width ..... ca. 28.5 cm
- Length of cover ..... ca. 33.35-35.80 cm
- Average width of cover ..... ca. 23.7 cm
- Minimum design value/m<sup>2</sup> ..... ca. 12 items**
- Quantity/m<sup>2</sup> ..... ca. 11.8-12.8 items
- Minimum roof inclination angle ..... up to 25°
- Quantity/EURO pallet ..... 240 items
- Weight per sqm ..... ca. 48.5 kg
- Weight of full pallet ..... ca. 975 kg
- Frost resistance ..... yes

\* technical parameters may be slightly changed

### Properties

- perfectly flat roof area
- tight cover thanks to precise interlocks
- possibility of putting roof tiles in a series or with a shift



perfectly flat roof area

Extreme left roof tile


Extreme right roof tile



Black glaze



Platinum engobe



Anthracite engobe



Left edge tile (cornice) Right edge tile (cornice) Ventilating tile 1/2 Tile Tile for mounting panels **New**



DK Tile Basic ridge tile with a clamp - 2.9 pcs./l.m. Edging ridge tile\* Ridge tile - crest connector\*



Crest ridge tile end - initial Crest ridge tile end - final Edging ridge tile end - initial Edging ridge tile end - final



Ridge tile - crest connector - universal tee model 2 Large, semi-circular initial ridge tile Ridge tile - crest connector - cross-piece



Venting flue with a  $\varnothing$  100 mm connection pipe



Ventilation flue with a  $\varnothing$  150 mm connection pipe



Chimney sweep bench 40 cm, set\*



Chimney sweep bench 80 cm, set



Chimney sweep step, set\*



Anti-snow fence 200 cm, set (copper, brown, chestnut)\*



Snow catcher\*



Skylight tile




Roofing tile clamp 4x6



Crest beam clamp



Eaves comb (1 l.m.)



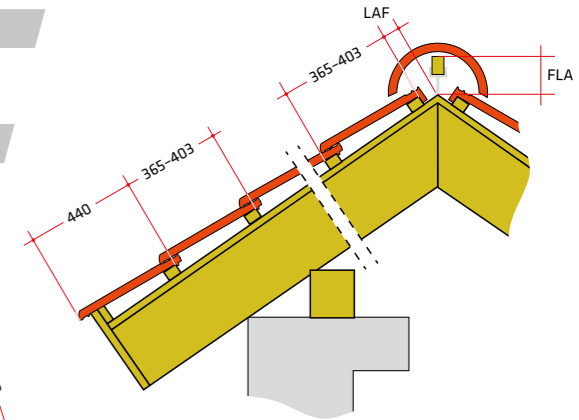
Chimney sweep tape/chimney tape w. 300 mm (1 l.m.)



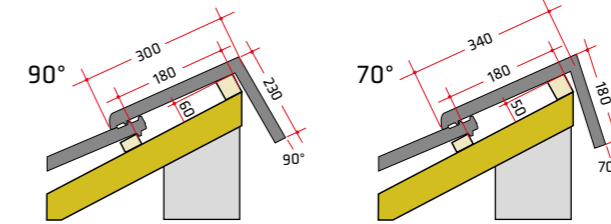
Ridge tile tape/crest tape w. 300 mm (1 l.m.)



PIEMONTE	LAF/FLA (mm)									
Roof inclination angle	22°	25°	30°	35°	40°	45°	50°	55°	60°	
RIDGE TILE										
LAF	70	70	65	60	55	55	55	50	50	
FLA	110	105	100	90	85	75	70	60	50	



Flat  
time



Cross-section of the roof cover.

Proper assembly depends, inter alia, on the shape of the roof and location of the house, which is why it may be different from the solutions presented here. The best option is to consult a qualified roofer. Please read the guidelines for proper roof ventilation. Details can be found in the information sheets at [www.en.roben.pl](http://www.en.roben.pl).

Available colours of roof tiles

Technical data\*

- Weight (1 item) ..... ca. 3.97 kg
- Total length ..... ca. 47.2 cm
- Total width ..... ca. 29.0 cm
- Length of cover ..... ca. 36.5–40.3 cm
- Average width of cover ..... ca. 24,5 cm
- Minimum design value/m<sup>2</sup> ..... ca. 10,1 items
- Quantity/m<sup>2</sup> ..... ca. 10.1–11.2 items
- Minimum roof inclination angle ..... up to 22°
- Quantity/EURO pallet ..... 240 items
- Weight per sqm ..... ca. 40.1–44.5 kg
- Weight of full pallet ..... ca. 983 kg
- Frost resistance ..... yes

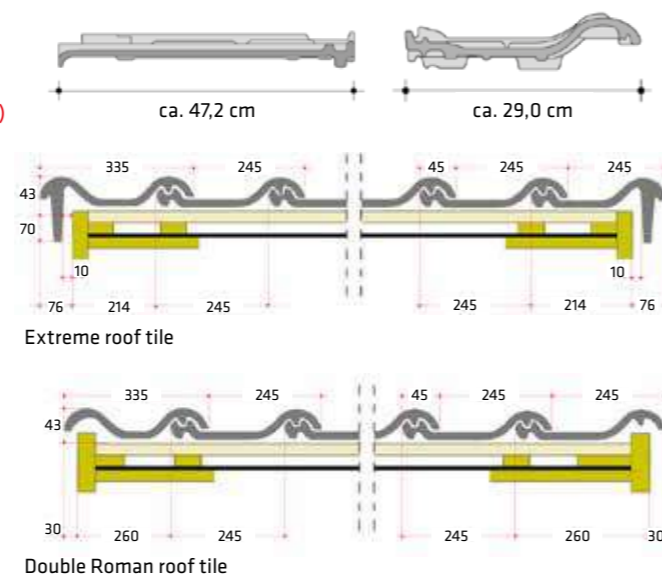
\* technical parameters may be slightly changed

Properties


- high leaktightness
- strength
- attractive design
- lighter roof
- attractive price
- average length of cover ca. 365–403 mm



Average length of cover ca. 365–403 mm



**PIEMONT** / Graphite - glaze



**PIEMONT** / Auburn - noble engobe



**PIEMONT** / Titan grey - glaze



**PIEMONT** / Copper - engobe





**PIEMONT** / Tobago – glaze



**PIEMONT** / Brown – engobe



**PIEMONT** / Anthracite – engobe





Left edge tile  
(2.5 pcs./l.m.)



Right edge tile  
(2.5 pcs./l.m.)



Ventilating tile



1/2 Tile



Tile for mounting panels

New



Double roll tile



Terminal edging tile\*



Standard edging tile\*



Solar tile (1 set = 2 pcs.)



Ridge tile - crest connector  
- cross-piece



Venting flue with  
a  $\varnothing$  100 mm connection pipe



Ventilation flue with  
a  $\varnothing$  150 mm connection pipe



Chimney sweep bench 40 cm, set\*



Chimney sweep bench 80 cm, set



Chimney sweep step, set\*



Ceramic antenna tile



Basic ridge tile with  
a clamp - 2.9 pcs./l.m.



Crest ridge tile end  
- initial



Crest ridge tile end  
- final



Skylight tile



Roofing tile clamp 4x6



Crest beam clamp



Large, semi-circular  
initial ridge tile



Ridge tile - crest connector  
- universal tee model 1



Ridge tile - crest connector  
- universal tee model 2



Snow catcher\*



Anti-snow fence 200 cm, set  
(copper, brown, chestnut)\*



Eaves comb (1 l.m.)



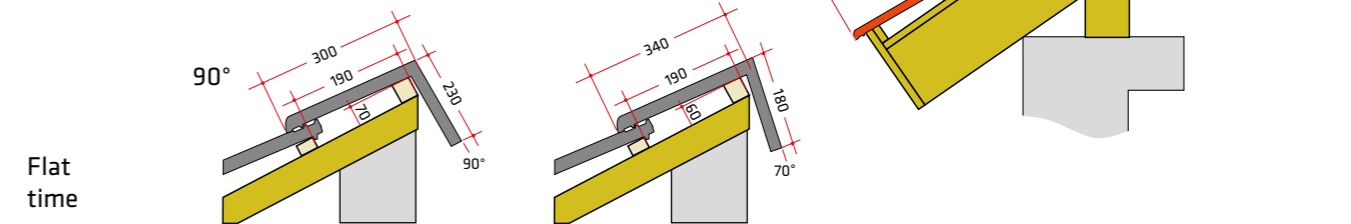
Chimney sweep tape/chimney tape  
w. 300 mm (1 l.m.)



Ridge tile tape/crest tape  
w. 300 mm (1 l.m.)



MONZA	LAF/FLA (mm)								
Roof inclination angle	22°	25°	30°	35°	40°	45°	50°	55°	60°
<b>RIDGE TILE</b>									
LAF	65	65	65	50	50	50	40	35	35
FLA	110	105	100	90	85	80	80	70	65



Cross-section of the roof cover.

Proper assembly depends, inter alia, on the shape of the roof and location of the house, which is why it may be different from the solutions presented here. The best option is to consult a qualified roofer. Please read the guidelines for proper roof ventilation. Details can be found in the information sheets at [www.en.roben.pl](http://www.en.roben.pl).

Available colours of roof tiles

Technical data\*

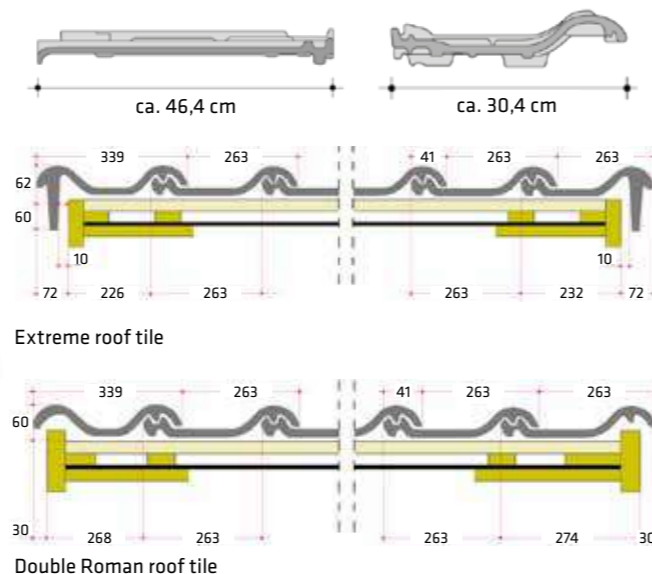
Weight (1 item).....	ca. 4.07 kg
Total length.....	ca. 46.4 cm
Total width.....	ca. 30.4 cm
Length of cover.....	ca. 38.3–40.3 cm
Average width of cover.....	ca. 26.3 cm
<b>Minimum design value/m<sup>2</sup></b> .....	<b>ca. 9,5 items</b>
Quantity/m <sup>2</sup> .....	ca. 9.4–9.9 items
Minimum roof inclination angle.....	up to 22°
Quantity/EURO pallet.....	240 items
Weight per sqm.....	ca. 38.3–40.3 kg
Weight of full pallet.....	ca. 1007 kg
Frost resistance.....	yes

\* technical parameters may be slightly changed

Properties

- large size
- smaller consumption per m<sup>2</sup> – only 9.4–9.9 items are enough!
- fast assembly
- lighter roof
- attractive price

Additional teeth, located at the side edge of the roof tile, guarantee more durable and stable connection of the roof tile to the patch section. ▶



Graphite glaze



Maduro glaze



Anthracite engobe



Tobago glaze



Copper engobe



Auburn noble engobe



Trentino noble engobe

**MONZA** / Graphite - glaze



**MONZA** / Tobago - glaze



**MONZA** / Anthracite - engobe



**MONZA** / Maduro - glaze



**MONZA** / Trentino - noble engobe



**MONZA** / Auburn - noble engobe



**MONZA** / Copper - engobe





Left edge tile  
(2.5 pcs./l.m.)



Right edge tile  
(2.5 pcs./l.m.)



Ventilating tile



1/2 Tile



Tile for mounting  
panels

New



Double roll tile



Standard edging tile\*



Right terminal  
edging tile



Left terminal  
edging tile



Solar tile (1 set = 2 pcs.)



Antenna tile



Crest ridge tile end  
- initial



Crest ridge tile end  
- final



Basic ridge tile with  
a clamp - 2.9 pcs./l.m.



Ridge tile - crest connector  
- universal tee model 1



Ridge tile - crest connector  
- universal tee model 2



Large, semi-circular  
initial ridge tile



Ridge tile - crest connector  
- cross-piece



Chimney sweep step, set\*



Skylight tile



Eaves comb (1 l.m.)



Venting flue with  
a  $\varnothing$  100 mm connection pipe



Chimney sweep bench 40 cm,  
set\*



Anti-snow fence 200 cm, set  
(copper, brown, chestnut)\*



Roofing tile clamp 4x6



Chimney sweep tape/chimney tape  
w. 300 mm (1 l.m.)



Ventilation flue with  
a  $\varnothing$  150 mm connection pipe



Chimney sweep bench 80 cm,  
set



Snow catcher\*



Crest beam clamp



Ridge tile tape/crest tape  
w. 300 mm (1 l.m.)

# Gallery



# Factory



Production facilities in Środa Śląska

# Röben

Röben is a part of a family-owned concern that has been manufacturing ceramic building materials for **more than 160 years**. The Frisian brickyards, established in the mid-19th century, are what today's chain of factories located in Europe and America originated from. In 1995 the factory in Środa Śląska became a part of the company cherishing such a long-established tradition. This is where the largest and the most modern roof tile factory in Europe was established.

There are many factors that contributed to Röben's success. From local deposits of clay we extract a perfect raw material for the production of bricks, clinker tiles, roof tiles and roof accessories. This natural ceramic raw material, combined with the most modern technological solutions and long experience, provides for the highest quality of the building materials manufactured in our factories. They enable further generations of investors to make the dreams of a beautiful and safe home come true. The best technical parameters, strength, an attractive design and a good price constitute a logical whole.

**Röben building ceramics. Reach high!**

Ceramic roof tiles and accessories Röben feature a 30-year long quality warranty.

**30** years  
of WARRANTY



**Röben**  
GOLD MEDAL  
DACH FORUM 2024  
IN KIELCE



**Röben**  
Gold Building Brand  
of the Year  
2020, 2015, 2014,  
2010, 2009, 2008,  
2006, 2005, 2004  
in the category of  
Roof Covers



**Röben**  
GOLD MEDAL  
MTP POZNAŃ EXPO  
2020  
Awarded product  
Ceramic tile  
PIEMONT



**Röben**  
CUSTOMER LAUREL -  
TOP BRAND 2018  
in the category:  
'Quality and innovativeness  
in the building industry'



**Röben**  
CONSUMER  
QUALITY LEADER  
2017



PN-EN 1304: January 2007 ceramic roof tiles. Definition and specification of products Annexe B  
In case of unicoloured roof tiles the shades of the colour may differ, which stems from specific methods of the production of ceramic products.

The product colours presented in the catalogue are for demonstrative purposes only and their shades may differ from the real colour of the products. Röben shall bear no liability for any differences between the real colour of the product and the colour presented in the catalogue.



Watch roofing photo gallery:



**Röben**

**Factory:**

Röben Polska Sp. z o.o. i Wspólnicy Sp. k.  
55-300 Środa Śląska, Ceramiczna Street 2  
phone no. 71 39 78 100, fax no. 71 39 78 111  
e-mail: [biuro@roben.pl](mailto:biuro@roben.pl)

[www.en.roben.pl](http://www.en.roben.pl)